


**NEMTEK**  
Electric Fencing Products



# Omega Brackets

## Instruction Manual



# Omega end and corner Strain Bracket on round post


Minimum  
5 wires  
above  
the post

1.8m  
Bracket  
shown  
(18 wire)


**Omega Strain  
Brackets are  
2mm thick  
and used for  
ends, corners  
and change  
of fence  
direction.**

## Key Elements


**Omega Spacer**  
EY-O/SWT




**TEK Screws** 14 x 102mm  
EA-TEK14x102/DM



**S-Hook**  
ES-HK/EP



**Hybrid Combo  
Tensioner BB**  
ES-CTNTBB



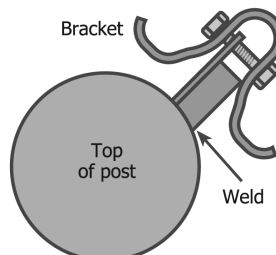
TEK Screws are placed through the middle of the Omega Bracket and Spacers when mounting to round tube posts.

**For 1.8m Bracket use 4 Omega Spacers**  
**For 2.1m Bracket use 4 Omega Spacers**  
**For 2.4m Bracket use 5 Omega Spacers**  
**For 3.0m Bracket use 6 Omega Spacers**

The above also applies to fence corner posts which should be 2mm thick hot dip galvanised.

**Alternative to A:** 2 Omega  
Welded Brackets can be used as an  
alternative to Omega Spacers for  
additional strength under tension.

Available in 3 lengths:  
- 75mm  
- 112mm  
- 180mm



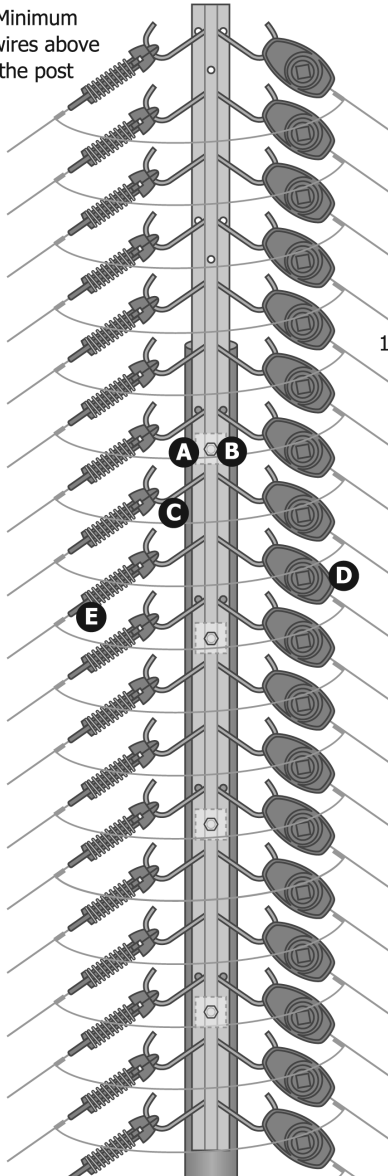
**Omega Welded  
Brackets**



# Omega Strainer Bracket on round end and corner post

Omega Strainer Brackets are 2mm thick and used for ends, corners and change of fence direction.


Minimum 5 wires above the post




1.8m Bracket shown (18 wire)

## Key Elements

**Omega Spacer**  
EY-O/SWT




**TEK Screws** 14 x 102mm  
EA-TEK14x102/DM



**90 Degree S-Hook**

ES-HK/EP/90DEG



**Hybrid Combo Tensioner BB**

ES-CTNTBB



**Heavy Duty Compression Spring 3**

ES-CNT3



Alternative to D and E combination:

**Ultra Strain Insulator**

EI-STB/R



**Heavy Duty Compression Spring 4**

ES-CNT4HB



# Omega Strainer Bracket on square tube post or flat surface


1.8m  
Bracket  
shown  
(18 wire)

**Omega Strainer Brackets are 2mm thick and used for ends, corners and change of fence direction.**

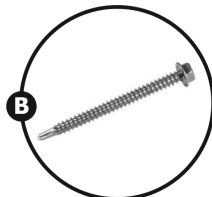
TEK Screws or Nail-in Anchors are placed either side of the Omega Bracket and Spacers when attaching to square tube posts or a solid flat surface.

## Key Elements


**Omega Spacer**  
EY-O/SWT



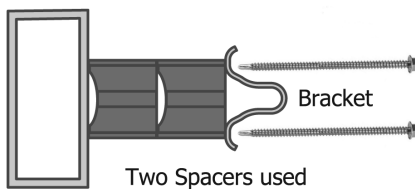
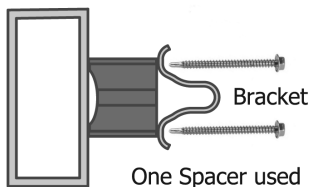
**TEK Screws**



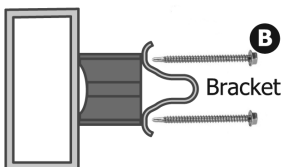
**Nail-in Anchors**



### Top view of mounting

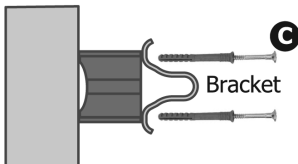


### Steel tube mounting use TEK Screws



12 x 65mm TEK Screws  
EA-TEK12x65/HDG

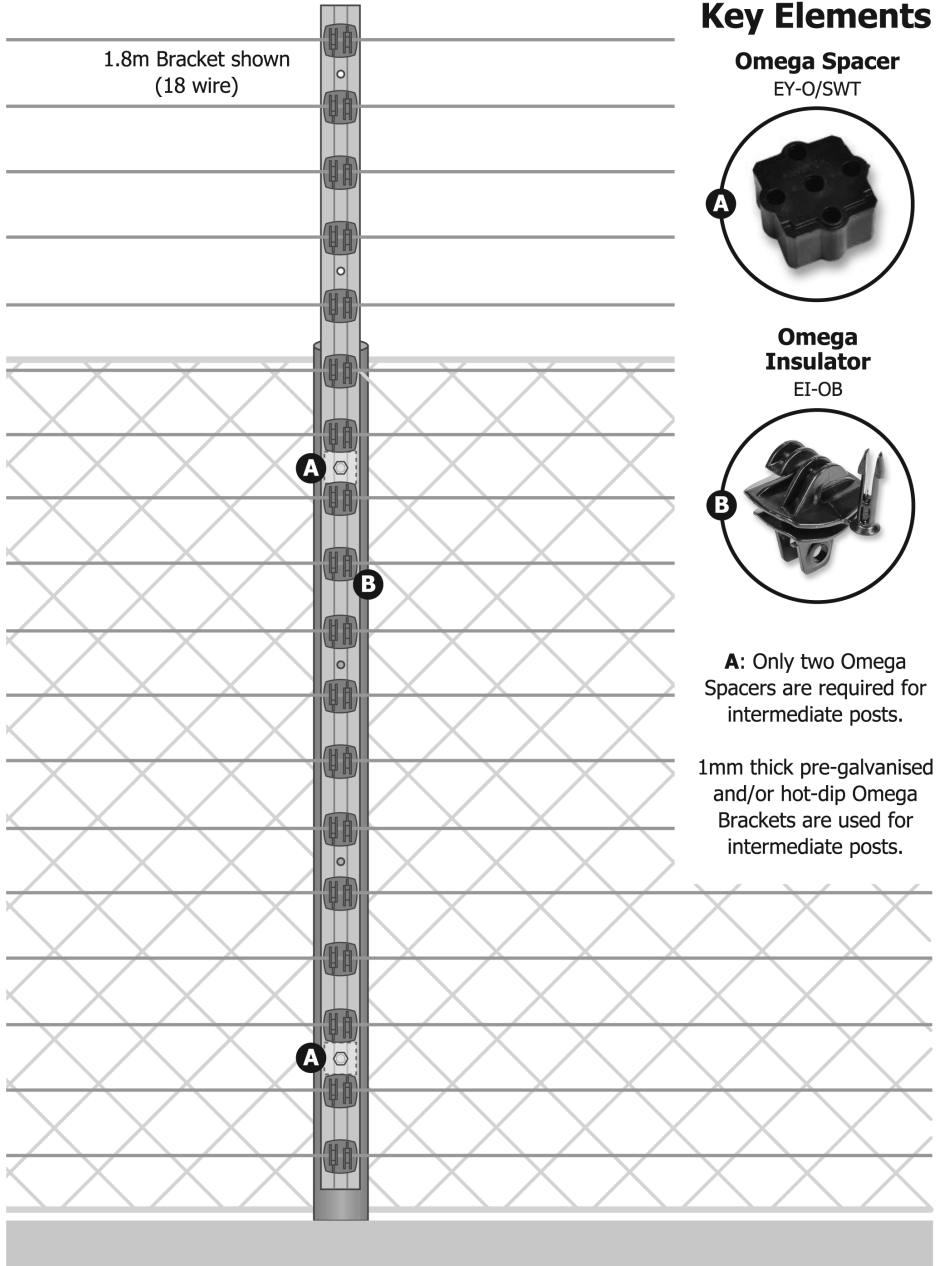
### Solid wall mounting use Nail-in Anchors



8 x 80mm Nail-in Anchors  
EA-8800/XL


# Intermediate Omega Bracket (1mm) mounted onto post

1.8m Bracket shown  
(18 wire)




## Key Elements

**Omega Spacer**  
EY-O/SWT



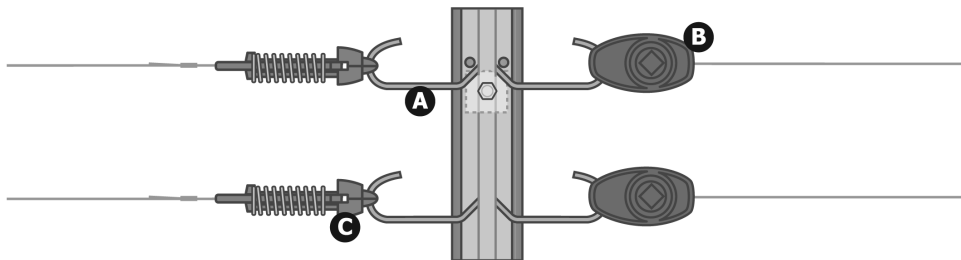
**Omega Insulator**  
EI-OB



**A:** Only two Omega Spacers are required for intermediate posts.

1mm thick pre-galvanised and/or hot-dip Omega Brackets are used for intermediate posts.

## Application of 180 degree S-Hook for straight runs




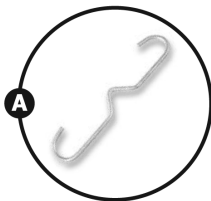
Primarily used as a zone splitter but also for mid-point fence tensioning in runs over 50 metres.

**180 Degree S-Hook**  
ES-HK/EP/DS

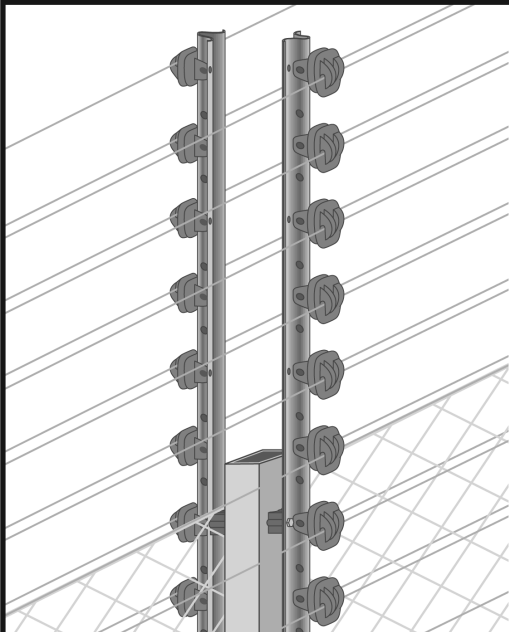
**Hybrid Combo Tensioner BB**  
ES-CTNTBB

**Heavy Duty Compression Spring 3**  
ES-CNT3

### Key Elements





## Anti-climb installation example



### Key Elements

**Omega Spacer**  
EY-O/SWT

**Omega Insulator**  
EI-OB

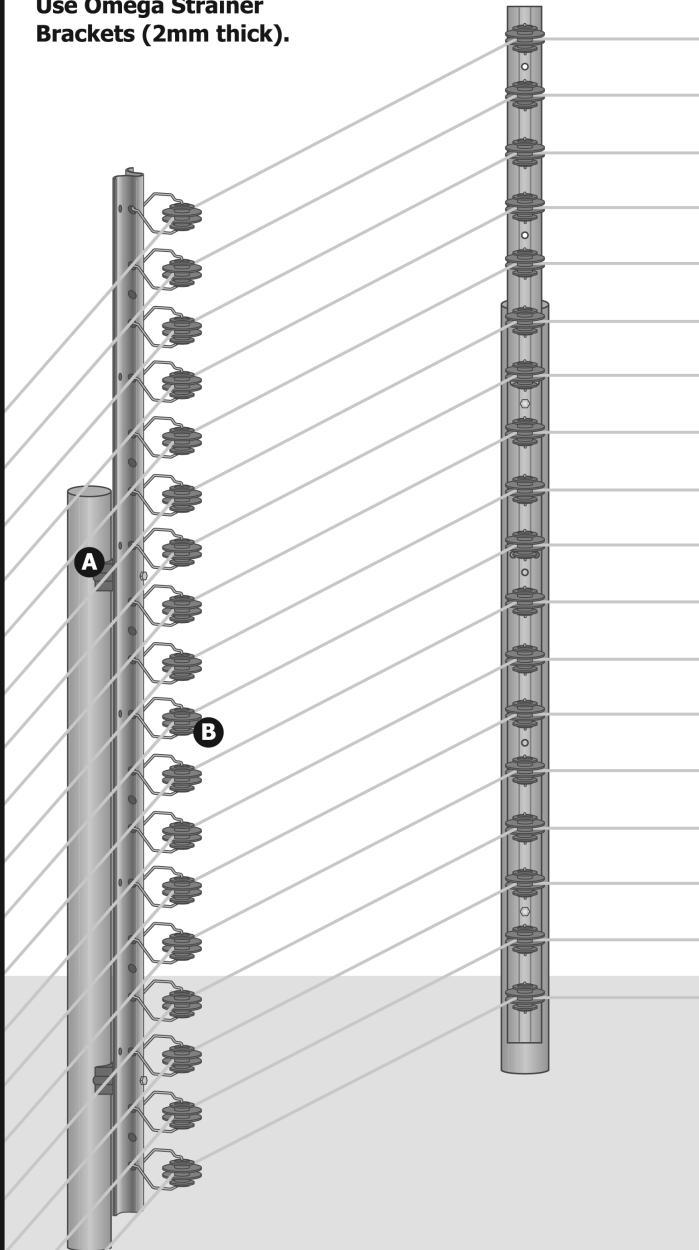


Brackets are installed on both sides of the fence as an effective anti-climb measure.

With mesh fences the distance between the live wires and the mesh must be between 100mm and 200mm, this means that two Omega Spacers or Omega Welded Brackets may be required on the mesh side of the post.

# Omega Pull Through Assembly for change of fence direction

Use Omega Strainer Brackets (2mm thick).




## Key Elements

**Omega  
Spacer**  
EY-O/SWT



**Omega Pull Through  
Assembly**

EI-BTL2, ES-HK/EP/PTH

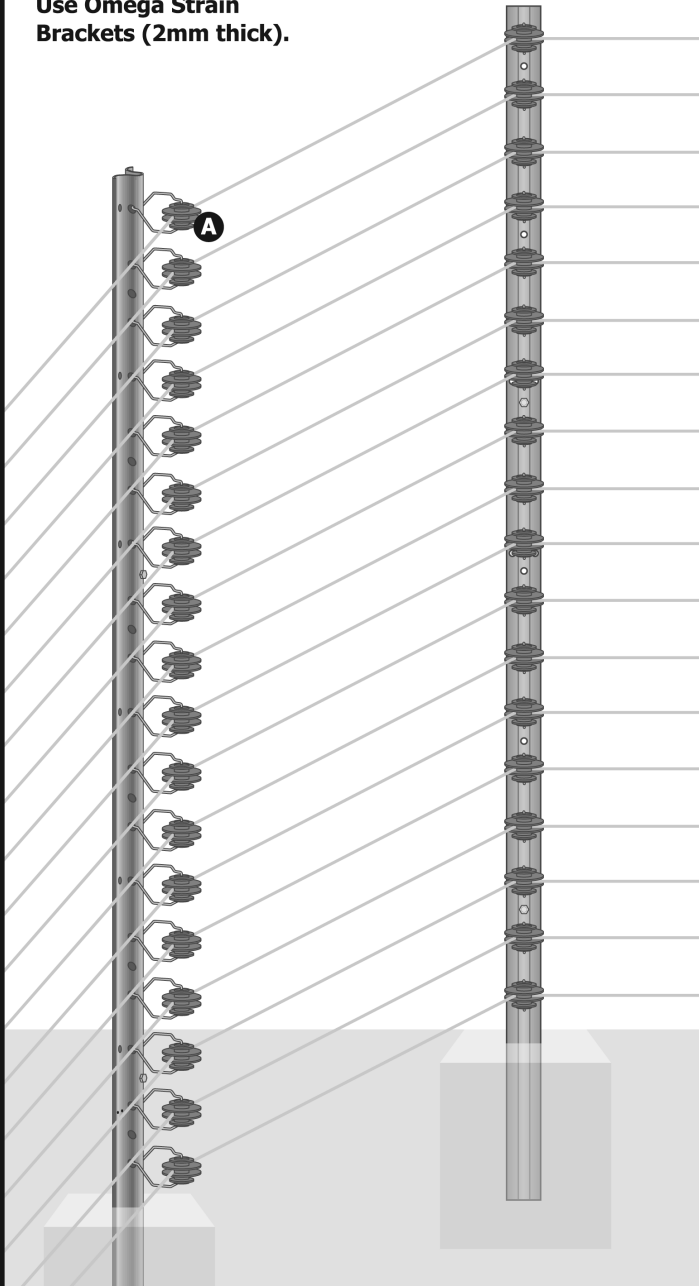


The Omega Pull Through Insulator is used in conjunction with the Omega Pull Through Hook to guide the electric fence wires when changes of fence direction are required.

This product offers a double shield and large tracking distance combined with heavy duty durable design.

# Omega Strain Brackets used as free standing posts


Use Omega Strain Brackets (2mm thick).



## Key Elements

### Omega Pull Through Assembly

EI-BTL2, ES-HK/EP/PTH



Alternative to A:

### Omega Insulator

EI-OB



Omega Brackets can be used as free standing poles when set in 400mm concrete or soil crete.

Use the 2mm thick hot dip galvanised Omega Brackets for additional strength and stability.

Omega Brackets can be bolted or welded back-to-back for additional strength.

**Please note:**  
This application may not be compliant in your location. Check local guidelines and requirements.



# Omega Angled Anti-digging option

Use 2mm thick Omega Bracket for the upright.

## Key Elements

**Omega Insulator**  
EI-OB



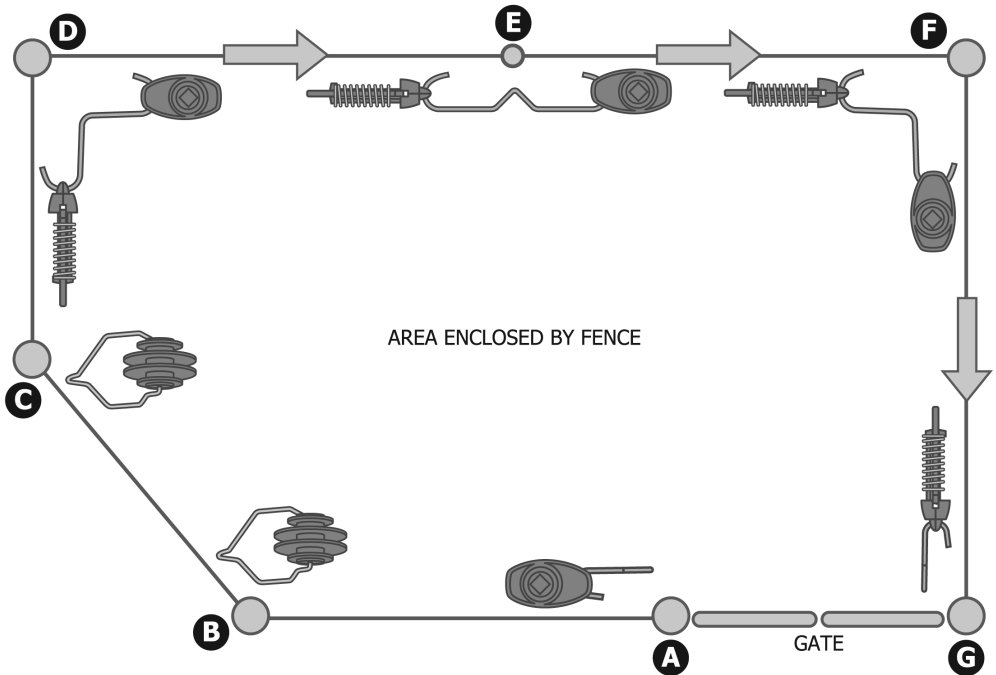
Angled Anti-digging brackets are available in different lengths as additional extras.

**B:** The angled 1mm Omega Intermediate Bracket (1200mm) can be TEK screwed onto the upright Omega Bracket.

**C:** Angled 1mm Omega Intermediate Brackets can be set in 250mm concrete or soil crete.

**Please note:**  
This application may not be compliant in your location. Check local guidelines and requirements.

# Omega 24 line system example schematic - option 1



## Fence Points

**A:** 24 x S-Hooks (ES-HK/EP); 24 x Combo Tensioners (ES-CTNTBB)

**B:** 24 x Pull Through Assemblies (EI-BTL2 and ES-HK/EP/PTH)

**C:** 24 x Pull Through Assemblies (EI-BTL2 and ES-HK/EP/PTH)

**D:** 24 x 90° S-Hooks (ES-HK/EP/90DEG); 24 x Combo Tensioners (ES-CTNTBB); 24 x Compression Springs (ES-CNT3)

**E:** 24 x 180° S-Hooks (ES-HK/EP/DS); 24 x Combo Tensioners (ES-CTNTBB); 24 x Compression Springs (ES-CNT3)

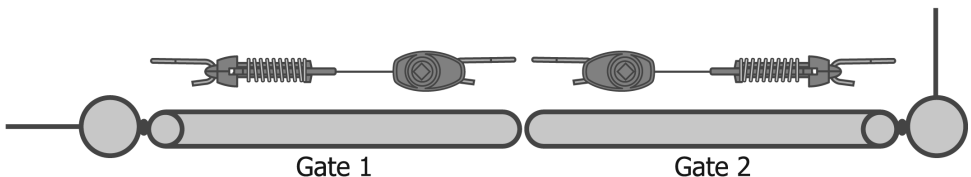
**F:** 24 x 90° S-Hooks (ES-HK/EP/90DEG); 24 x Combo Tensioners (ES-CTNTBB); 24 x Compression Springs (ES-CNT3)

**G:** 24 x S-Hooks (ES-HK/EP); 24 x Compression Springs (ES-CNT3)

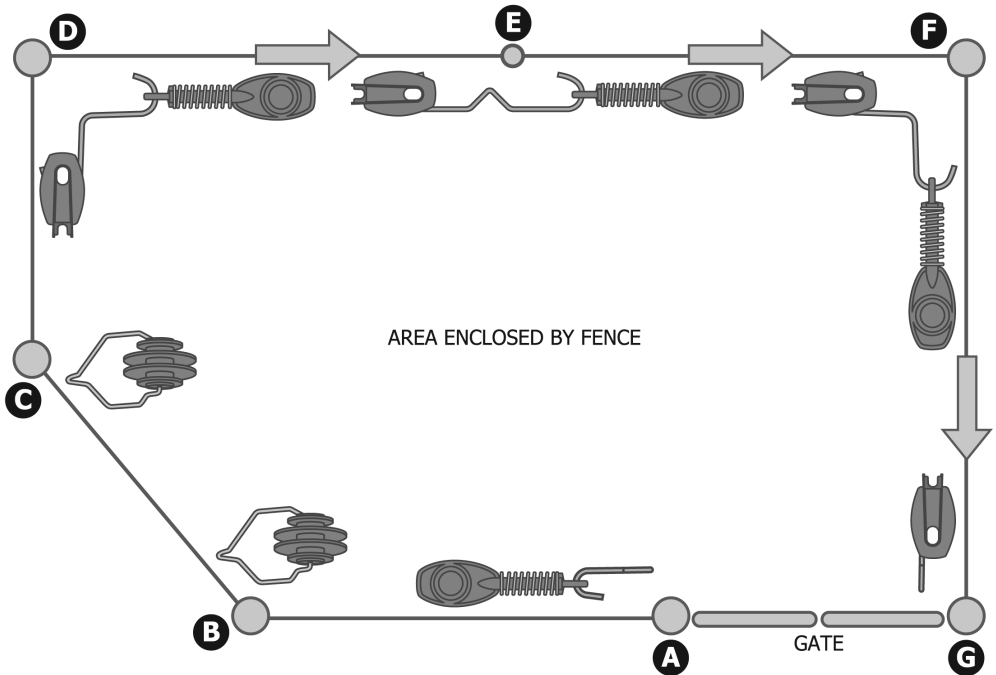
## Gate Detail

**Gate 1:** 48 x S-Hooks (ES-HK/EP); 24 x Combo Tensioners (ES-CTNTBB); 24 x Compression Springs (ES-CNT3)

**Gate 2:** 48 x S-Hooks (ES-HK/EP); 24 x Combo Tensioners (ES-CTNTBB); 24 x Compression Springs (ES-CNT3)



# Omega 24 line system example schematic - option 2



## Fence Points

**A:** 24 x S-Hooks (ES-HK/EP); 24 x Hybrid Compression Spring 4 (ES-CNT4HB)

**B:** 24 x Pull Through Assemblies (EI-BTL2 and ES-HK/EP/PTH)

**C:** 24 x Pull Through Assemblies (EI-BTL2 and ES-HK/EP/PTH)

**D:** 24 x 90° S-Hooks (ES-HK/EP/90DEG); 24 x Hybrid Compression Spring 4 (ES-CNT4HB); 24 x Strain Insulator (EI-STB/J)

**E:** 24 x 180° S-Hooks (ES-HK/EP/DS); 24 x Hybrid Compression Spring 4 (ES-CNT4HB); 24 x Strain Insulator (EI-STB/J)

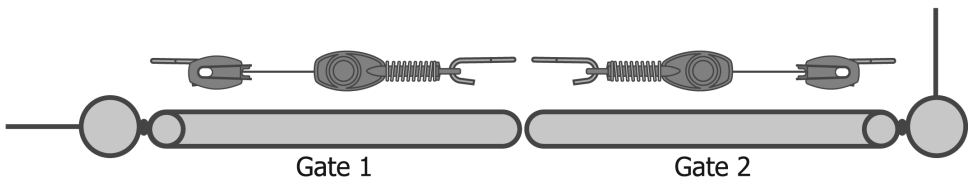
**F:** 24 x 90° S-Hooks (ES-HK/EP/90DEG); 24 x Hybrid Compression Spring 4 (ES-CNT4HB); 24 x Strain Insulator (EI-STB/J)

**G:** 24 x S-Hooks (ES-HK/EP); 24 x Strain Insulator (EI-STB/J)

## Gate Detail

**Gate 1:** 48 x S-Hooks (ES-HK/EP); 24 x Hybrid Compression Spring 4 (ES-CNT4HB); 24 x Strain Insulator (EI-STB/J)

**Gate 2:** 48 X S-Hooks (ES-HK/EP); 24 x Hybrid Compression Spring 4 (ES-CNT4HB); 24 x Strain Insulator (EI-STB/J)



## WARRANTY

Unless otherwise specified all Nemtek energizers have a 2 year warranty and all other fencing components have a 1 year warranty from date of sale against defects due to faulty workmanship or materials. Nemtek (Pty) Ltd will, at its discretion, either repair or replace a product that proves to be defective.

Nemtek (Pty) Ltd does not guarantee that the operation of the product will be uninterrupted and totally error free. Faulty products must be returned to one of the Nemtek Group outlets. The buyer shall pay all shipping and other charges for the return of the product to Nemtek (Pty) Ltd.

## LIMITATION OF WARRANTY

The warranty does not apply to defects resulting from acts of God, modifications made by the buyer or any third party, misuse, neglect, abuse, accident or mishandling.

## EXCLUSIVE REMEDIES

The remedies provided herein are Nemtek (Pty) Ltd's sole liability and the buyers sole and exclusive remedies for breach of warranty. Nemtek (Pty) Ltd shall not be liable for any special, incidental, consequential, direct or indirect damages, whether based on contract, tort, or any other legal theory. The foregoing warranty is in lieu of any and all other warranties, whether expressed, implied, or statutory, including but not limited to warranties of merchantability and suitability for a particular purpose.

**NEMTEK**  
Electric Fencing Products



OB 08/22 Rev.1.1

[www.nemtek.com](http://www.nemtek.com)